

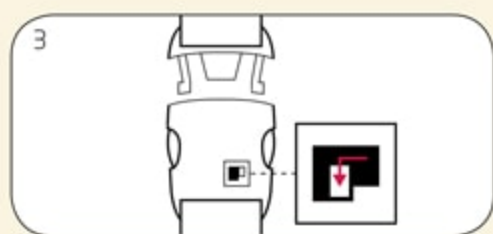
3-DIAL COMBINATION LUGGAGE STRAP INSTRUCTIONS



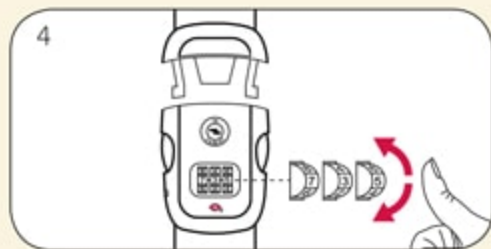
1
SET DIALS TO "0-0-0"
AND OPEN BUCKLE



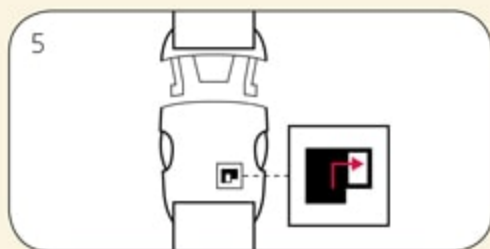
2
TURN BUCKLE OVER



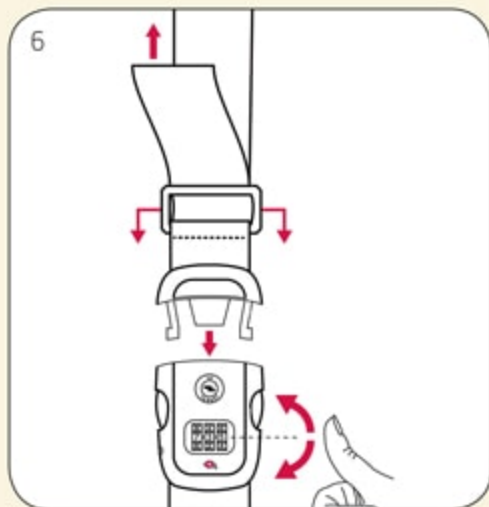
3
SLIDE LOCK SWITCH FROM "A" TO "B"



4
SELECT NEW 3 DIGIT LOCK COMBO



5
SLIDE LOCK SWITCH FROM "B" TO "A"



6
RECLIP BUCKLE. YOUR NEW COMBINATION IS NOW SET.