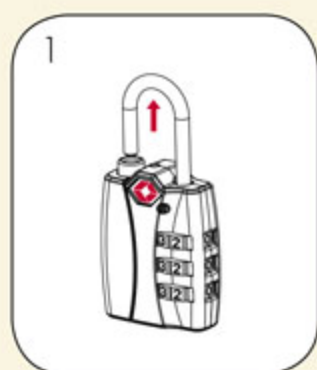
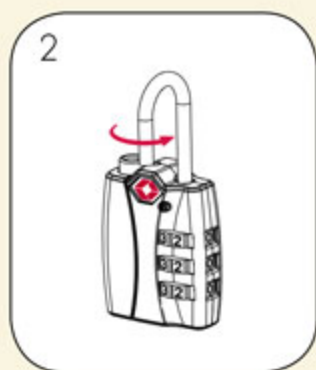


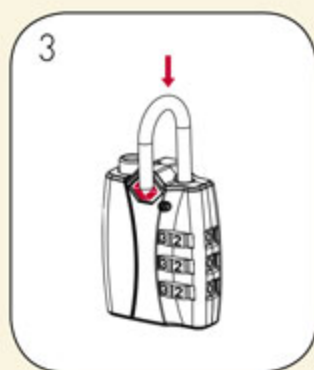
# TSA COMBINATION LOCK WITH COVER INSTRUCTIONS



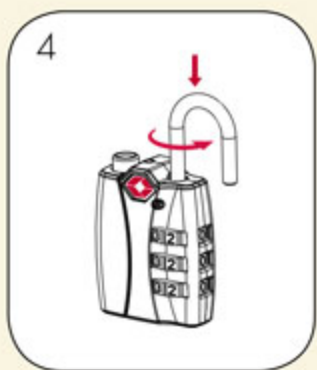
1  
SET DIALS TO "0-0-0"  
AND PULL UP ON SHACKLE



2  
TURN SHACKLE 90°



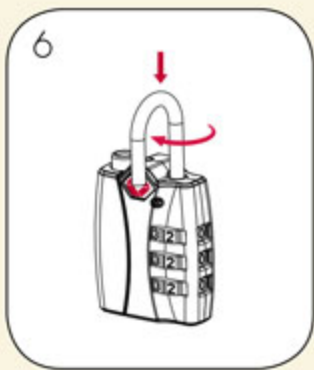
3  
PUSH SHACKLE DOWN



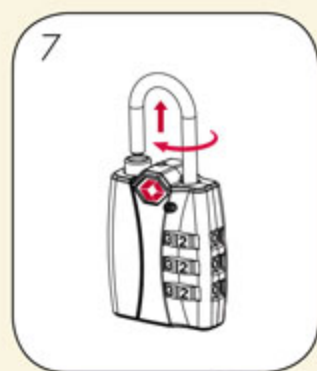
4  
STILL PUSHING DOWN  
TURN SHACKLE ANOTHER 90°



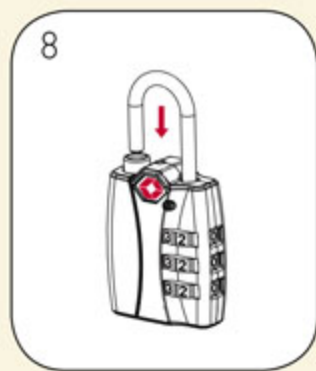
5  
STILL PUSHING DOWN  
TURN DIALS TO DESIRED  
COMBINATION




6  
STILL PUSHING DOWN  
TURN SHACKLE BACK  
90°



7  
LIFT UP ON SHACKLE



8  
YOUR CODE IS NOW SET.



Indicator button lets you  
know a TSA agent has  
opened your checked  
baggage for inspection