



US00D500409S

(12) **United States Design Patent**
Rivera et al.

(10) **Patent No.:** **US D500,409 S**
(45) **Date of Patent:** **** Jan. 4, 2005**

- (54) **BELT-WORN CARRIER FOR A FOLDING TOOL**
- (75) Inventors: **Benjamin C. Rivera**, West Linn, OR (US); **Hollan A. Tsuda**, Portland, OR (US); **Nathan E. Knight**, Portland, OR (US); **Melissa C. Yale**, Portland, OR (US); **Glenn Klecker**, Silverton, OR (US)

6,244,486	B1	6/2001	Holland et al.	224/584
6,257,473	B1	7/2001	Ringelstetter	224/675
6,446,852	B1	9/2002	Sorensen et al.	224/661
6,454,146	B2	9/2002	Alis	224/250
D465,323	S *	11/2002	Dancyger	D3/226
6,568,576	B1	5/2003	Godshaw et al.	224/647
6,604,659	B1	8/2003	Graves	224/683
2002/0014507	A1	2/2002	Snider et al.	224/671
2002/0084299	A1	7/2002	Sorensen et al.	224/661
2003/0071095	A1	4/2003	Dedrick	224/183

(73) Assignee: **Leatherman Tool Group, Inc.**, Portland, OR (US)

* cited by examiner

(**) Term: **14 Years**

Primary Examiner—Catherine R. Oliver
(74) *Attorney, Agent, or Firm*—Chernoff, Vilhauer, McClung & Stenzel, LLP

(21) Appl. No.: **29/200,328**

(57) **CLAIM**

(22) Filed: **Feb. 25, 2004**

The ornamental design for a belt-worn carrier for a folding tool, as shown and described.

- (51) **LOC (7) Cl.** **03-01**
- (52) **U.S. Cl.** **D3/228**
- (58) **Field of Search** D3/228, 226, 224, D3/219, 230, 225; 224/914, 904, 922, 163, 239, 238, 683, 675-677

DESCRIPTION


FIG. 1 is an isometric view from the upper left front of a belt-worn carrier for a folding tool including our design, with a folding cover flap shown in its open, extended position and wherein pieces of hook-and-loop fastener material shown outlined by broken lines are included merely as illustrative of one possible fastening arrangement for such a carrier and do not form a part of the design claimed herein; FIG. 2 is a front elevational view of the belt-worn carrier for a folding tool shown in FIG. 1; FIG. 3 is a right side elevational view thereof, the left side elevational view thereof being a mirror image of FIG. 3; FIG. 4 is a rear side elevational view thereof; FIG. 5 is a top plan view thereof; FIG. 6 is a bottom plan view thereof; and, FIG. 7 is an isometric view from the upper left front thereof, showing the carrier with its cover flap folded down into a closed configuration of the carrier.

(56) **References Cited**

U.S. PATENT DOCUMENTS

3,091,378	A	5/1963	O'Dwyer	224/688
4,923,105	A	5/1990	Snyder	224/255
4,953,765	A	9/1990	Little et al.	224/583
5,024,361	A	6/1991	Flowers	224/223
D334,286	S	3/1993	Keene	D3/228
5,269,410	A	12/1993	Abregano	206/315.5
5,341,975	A	8/1994	Marinescu	224/252
D364,038	S *	11/1995	Stanchin	D3/230
5,517,696	A	5/1996	Krugler	2/250
5,772,090	A	6/1998	Rodriguez	224/651
5,779,122	A	7/1998	Martinelli	224/683
5,836,497	A	11/1998	Pelish	224/677
D410,773	S *	6/1999	Case	D3/228
D428,250	S *	7/2000	Reichardt	D3/228
6,244,485	B1	6/2001	Holland et al.	224/584

1 Claim, 2 Drawing Sheets






FIG.1




FIG.5




FIG.6

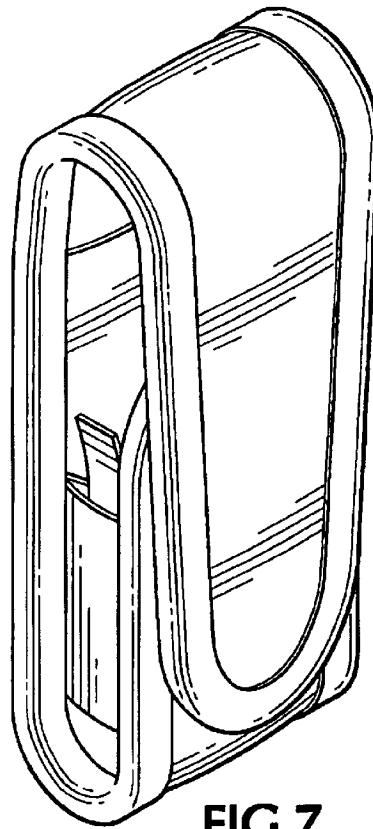


FIG.7




FIG. 2




FIG. 3

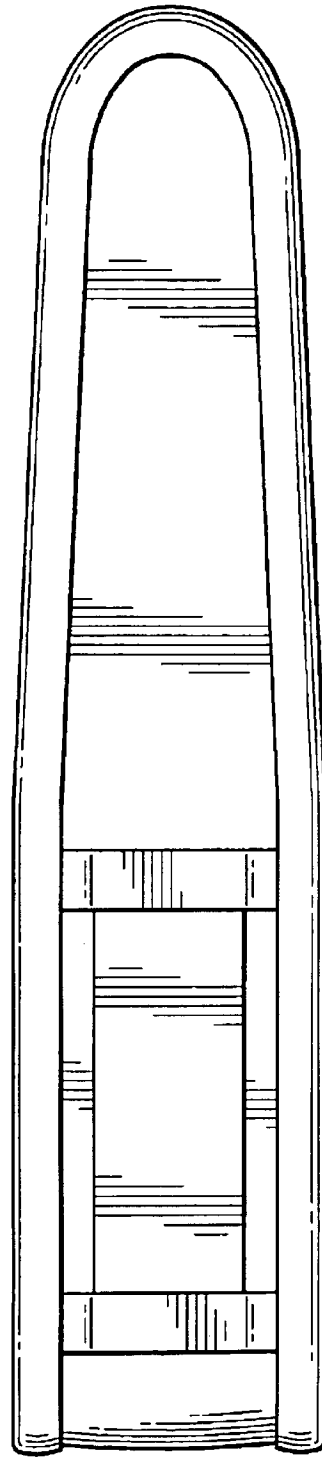


FIG. 4