



US00D568710S

(12) **United States Design Patent** (10) **Patent No.:** **US D568,710 S**
Klecker et al. (45) **Date of Patent:** **** May 13, 2008**

(54) **FOLDING MULTIPURPOSE HAND TOOL**

Primary Examiner—Cathron C. Brooks

(75) Inventors: **Glenn Klecker**, Silverton, OR (US);
John Nenadic, Camas, WA (US)

Assistant Examiner—Austin Murphy

(74) *Attorney, Agent, or Firm*—Alston & Bird LLP

(73) Assignee: **Leatherman Tool Group, Inc.**,
Portland, OR (US)

(57) **CLAIM**

(**) Term: **14 Years**

The ornamental design for a folding multipurpose hand tool,
as shown and described.

(21) Appl. No.: **29/275,956**

(22) Filed: **Jan. 10, 2007**

DESCRIPTION

(51) **LOC (8) Cl.** **08-05**

(52) **U.S. Cl.** **D8/105**

(58) **Field of Classification Search** D8/99,
D8/58, 55, 52, 356, 107, 105; D19/65; 81/440,
81/427.5; 7/160, 138, 128, 118; 30/298.4,
30/162, 161, 155

See application file for complete search history.

(56) **References Cited**

U.S. PATENT DOCUMENTS

187,483	A	2/1877	Rightor
345,296	A	7/1886	Friebertshausen
364,414	A	6/1887	Hollweg
610,530	A	9/1898	Hammesfahr
825,093	A	7/1906	Watson
1,179,111	A	4/1916	Knowlton
1,800,843	A	4/1931	Moulton
2,250,290	A	7/1941	Berg
2,263,415	A	11/1941	Berg et al.
2,597,540	A	5/1952	Smith
2,718,695	A	9/1955	Elsener

(Continued)

FOREIGN PATENT DOCUMENTS

EP 0 771 622 A1 5/1997

(Continued)

OTHER PUBLICATIONS

Van Hoy Snap Lock, available at <http://www.crkt.com/snaplock.html> (Jul. 5, 2006), 2 pages.

(Continued)

FIG. 1 is a perspective view of a folding multipurpose hand tool according to our new design, shown with pliers in an open position;

FIG. 2 is a right side elevation view thereof;

FIG. 3 is a front elevation view thereof;

FIG. 4 is a top plan view thereof;

FIG. 5 is a rear elevation view thereof;

FIG. 6 is a left side elevation view thereof;

FIG. 7 is a bottom plan view thereof;

FIG. 8 is a perspective view of the folding multipurpose hand tool, shown in a closed position;

FIG. 9 is a rear elevation view thereof;

FIG. 10 is a right side elevation view thereof;

FIG. 11 is a front elevation view thereof;

FIG. 12 is a top plan view thereof;

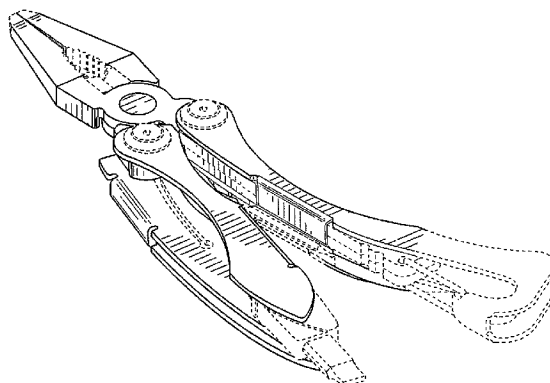
FIG. 13 is a bottom plan view thereof;

FIG. 14 is a left side elevation view thereof; and,

FIG. 15 is a front elevation view thereof, shown with a knife blade in an operable position.

The broken lines shown herein are for illustrative purposes only and form no part of the claimed design.

1 Claim, 15 Drawing Sheets



US D568,710 S

U.S. PATENT DOCUMENTS

2,809,384	A	10/1957	Kayser	
3,363,315	A	1/1968	Anderson	
3,832,775	A	9/1974	Stahel, II et al.	
4,187,607	A	2/1980	Simuro et al.	
4,238,862	A	12/1980	Leatherman	
4,512,051	A	4/1985	Magan	
4,563,813	A	1/1986	Fortenberry	
4,570,341	A	2/1986	Konneker	
4,744,272	A	5/1988	Leatherman	
4,759,645	A	7/1988	Kuo	
4,776,094	A	10/1988	Glesser	
4,805,303	A	2/1989	Gibbs	
4,888,869	A	12/1989	Leatherman	
5,142,721	A	9/1992	Sessions et al.	
5,267,366	A *	12/1993	Frazer	7/128
5,270,909	A	12/1993	Weiss et al.	
5,349,753	A	9/1994	Gaffney	
5,450,670	A	9/1995	Sakai	
5,463,798	A	11/1995	Wurzer	
5,511,310	A	4/1996	Sessions et al.	
5,537,750	A	7/1996	Seber et al.	
5,628,117	A	5/1997	Glesser	
D382,182	S *	8/1997	Seber et al.	D8/55
5,653,525	A	8/1997	Park	
5,697,114	A	12/1997	McIntosh et al.	
5,745,997	A	5/1998	Berg et al.	
5,765,247	A	6/1998	Seber et al.	
5,781,950	A	7/1998	Swinden et al.	
D396,618	S	8/1998	Swinden et al.	
5,791,002	A	8/1998	Gardiner et al.	
5,822,867	A	10/1998	Sakai	
D401,133	S	11/1998	Gardiner et al.	
D405,676	S	2/1999	Rivera	
D406,030	S	2/1999	Gardiner et al.	
D407,621	S *	4/1999	Koon et al.	D8/105
D409,893	S	5/1999	Gardiner et al.	
5,963,999	A	10/1999	Gardiner et al.	
5,964,131	A *	10/1999	Seber et al.	81/427.5
5,979,059	A *	11/1999	Leatherman et al.	30/161
5,983,686	A	11/1999	Lee	
6,006,385	A	12/1999	Kershaw et al.	
6,014,787	A *	1/2000	Rivera	7/128

6,023,805	A *	2/2000	Lin	7/128
6,038,735	A	3/2000	Chang	
6,112,352	A	9/2000	Legg	
6,185,771	B1 *	2/2001	Trusty, Sr.	7/128
6,223,372	B1	5/2001	Barber	
D448,636	S *	10/2001	Yeh	D8/55
6,341,423	B1	1/2002	Taggart et al.	
D470,372	S *	2/2003	Rivera	D8/52
D474,095	S	5/2003	Luquire	
6,594,906	B1 *	7/2003	Sakai et al.	30/155
6,622,327	B1	9/2003	Rivera	
6,622,328	B2	9/2003	Rivera	
D480,941	S *	10/2003	Dallas	D8/105
D481,289	S *	10/2003	Dallas	D8/105
D484,770	S	1/2004	Green	
6,694,558	B2 *	2/2004	Ping	7/128
D509,125	S *	9/2005	Ping	D8/107
7,000,323	B1 *	2/2006	Hatcher et al.	30/155
D535,171	S *	1/2007	Ping	D8/99
2004/0064953	A1 *	4/2004	Cheng	30/161

FOREIGN PATENT DOCUMENTS

EP	0 783 937	A2	7/1997
EP	1 023 971	A2	8/2000
EP	1 116 557	A2	7/2001
EP	1 340 597	A2	9/2003
FR	2 655 635	A1	6/1991
FR	2 760 955	A1	9/1998
WO	WO 97/19787	A1	6/1997
WO	WO 98/18599	A1	5/1998

OTHER PUBLICATIONS

Delta Folding Knife—EW-04 available from SureFire, available at <http://www.surefire.com/maxexp/main/compdisp/displ/carfnbr/317/prfnbr/24381> (Jul. 5, 2006), 1 page.

Cord/Harness Cutter, available at http://www.surefire.com/surefire/content/ew04_large.jpg, (Jul. 5 2006), 1 page.

Swiss+Tech Products, available at <http://www.swisstehtools.com/productdetail.aspx?PID=pHL7RxHb%2frwA>, (Jul. 5, 2006), 1 page.

Serengeti Hunter, available at <http://www.crkt.com/serenget.html>, (Jul. 5, 2006), 2 pages.

* cited by examiner

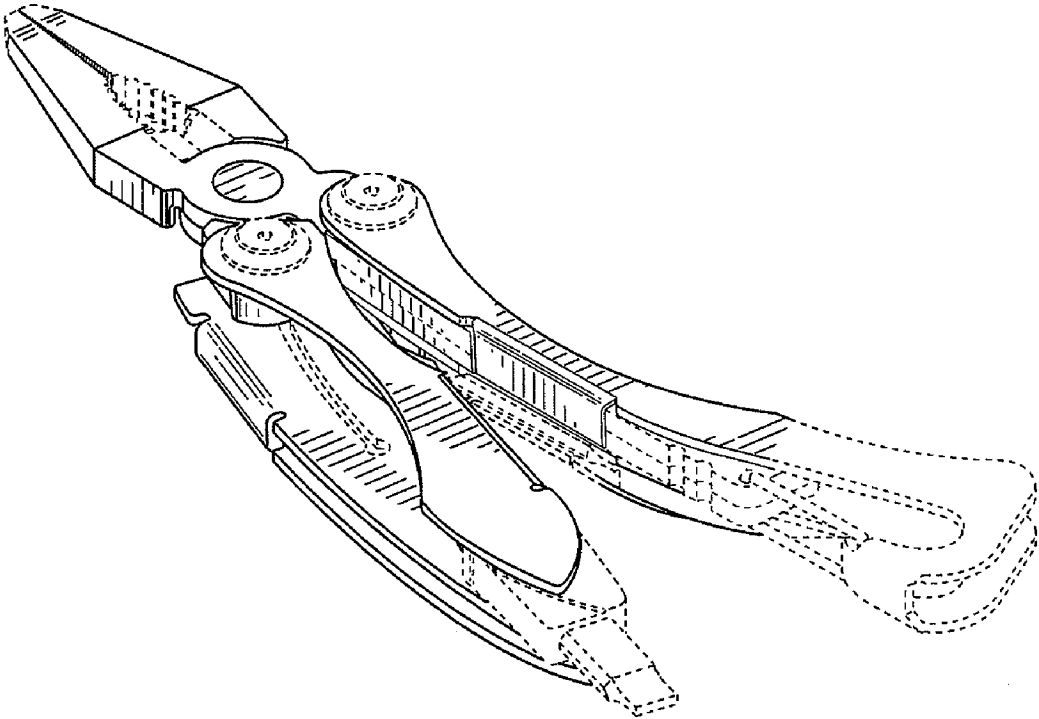


FIG. 1

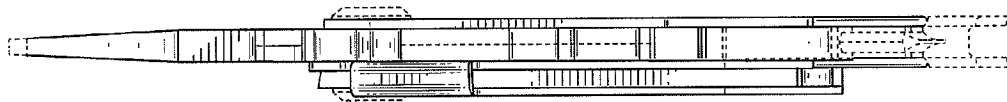


FIG. 2

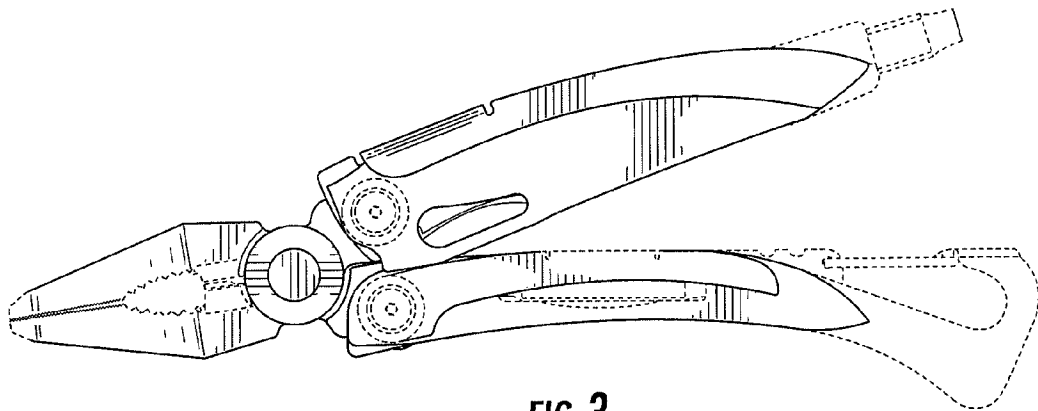


FIG. 3

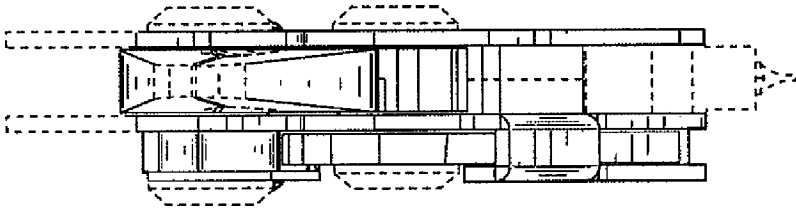


FIG. 4

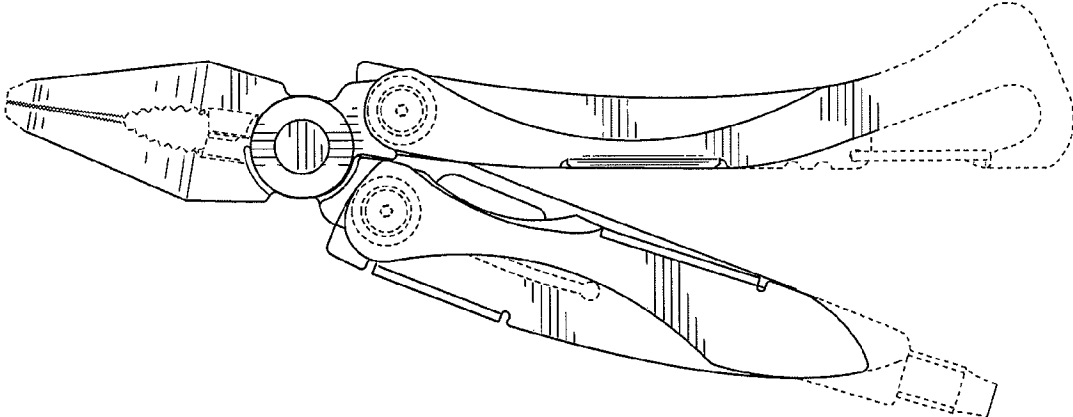


FIG. 5

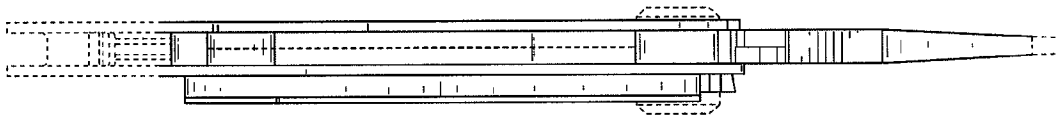


FIG. 6

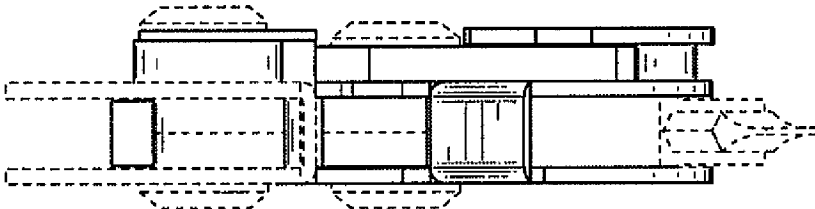


FIG. 7

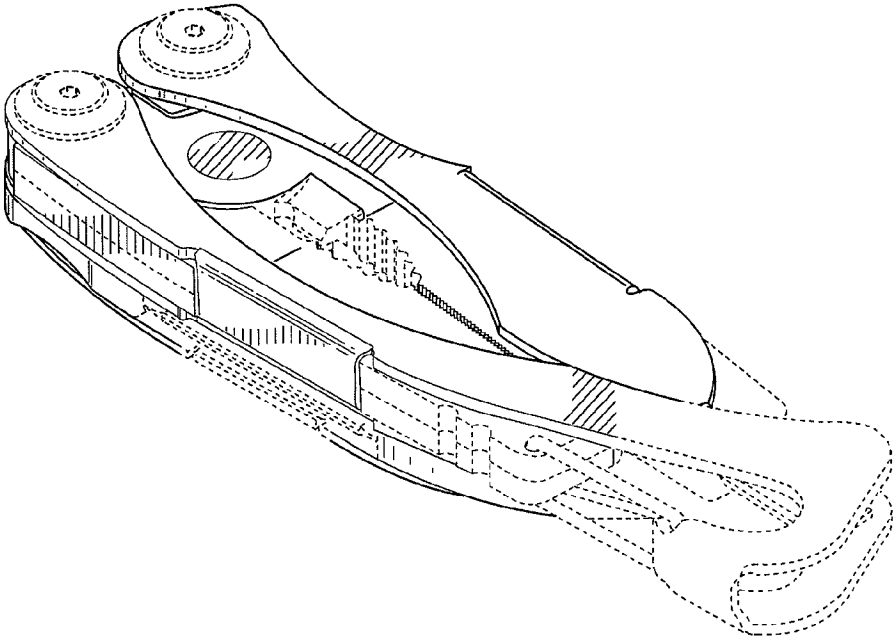


FIG. 8

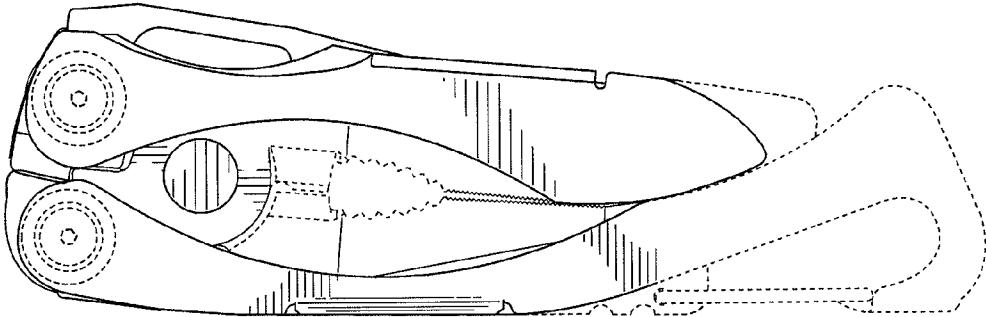


FIG. 9

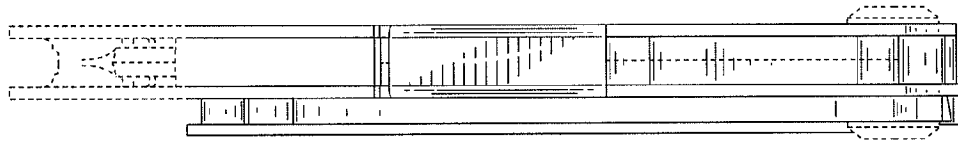


FIG. 10

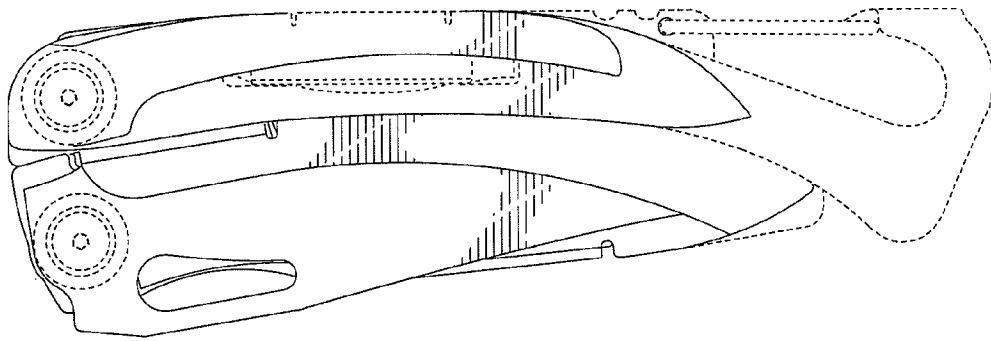


FIG. 11

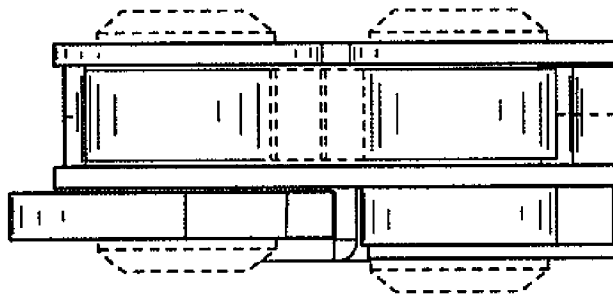


FIG. 12

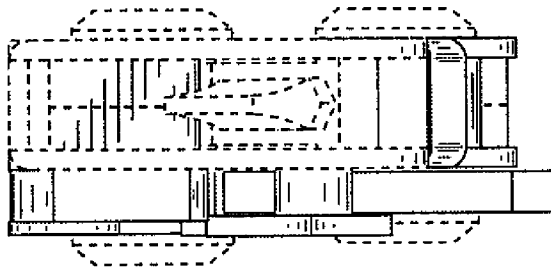


FIG. 13

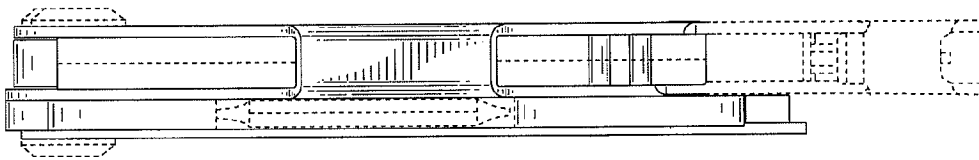


FIG. 14

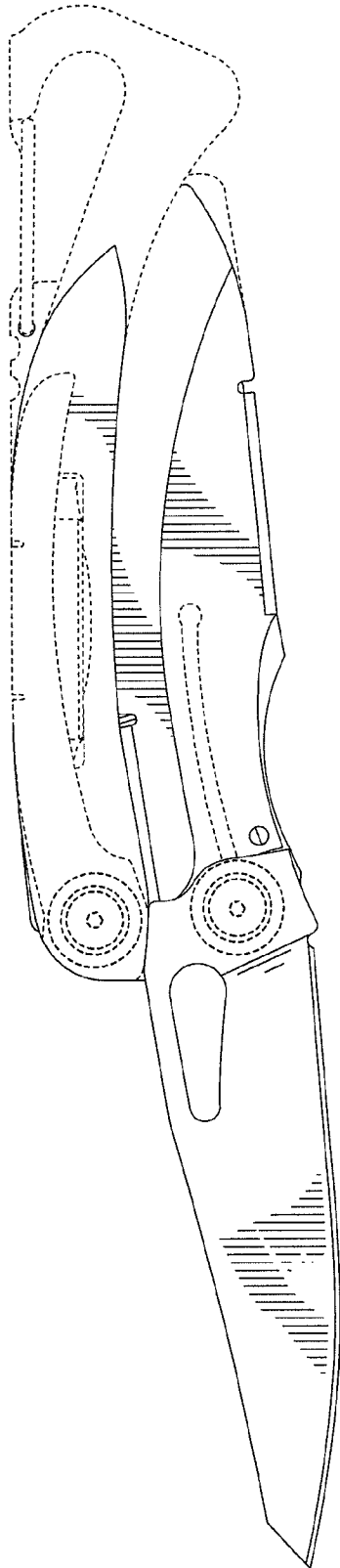


FIG. 15