



US00D550447S

(12) **United States Design Patent**  
**Opolka**

(10) **Patent No.:** **US D550,447 S**

(45) **Date of Patent:** **\*\* Sep. 11, 2007**

(54) **KEYCHAIN FLASHLIGHT**

D491,692 S \* 6/2004 Schlatter ..... D28/76

D517,582 S \* 3/2006 Oas ..... D16/135

D525,780 S \* 8/2006 Kellegan ..... D3/215

D533,044 S \* 12/2006 Buening ..... D8/103

(75) Inventor: **Rainer Opolka**, Solingen (DE)

(73) Assignee: **Zweibruder Optoelectronics GmbH**,  
Solingen (DE)

(\*\*) Term: **14 Years**

\* cited by examiner

*Primary Examiner*—Ralf Seifert

(74) *Attorney, Agent, or Firm*—Andrew Wilford

(21) Appl. No.: **29/264,677**

(22) Filed: **Aug. 15, 2006**

(57) **CLAIM**

(30) **Foreign Application Priority Data**

The ornamental design for a keychain flashlight, as shown.

Mar. 17, 2006 (EM) ..... 000495924

(51) **LOC (8) Cl.** ..... **03-01**

(52) **U.S. Cl.** ..... **D3/209**

(58) **Field of Classification Search** ..... D3/207–212;  
206/37.1, 38.1; 150/147; 70/456 R, 456 B,  
70/458–459; 24/3 K, 3.6, 100; D11/44,  
D11/48

See application file for complete search history.

**DESCRIPTION**

FIG. 1 is a right-hand side view of a keychain flashlight according to the invention;

FIG. 2 is a left-hand side view;

FIG. 3 is a front view;

FIG. 4 is a back view;

FIG. 5 is a top view; and,


FIG. 6 is a bottom view.

(56) **References Cited**

**U.S. PATENT DOCUMENTS**

D422,135 S \* 4/2000 Man ..... D3/209

**1 Claim, 5 Drawing Sheets**



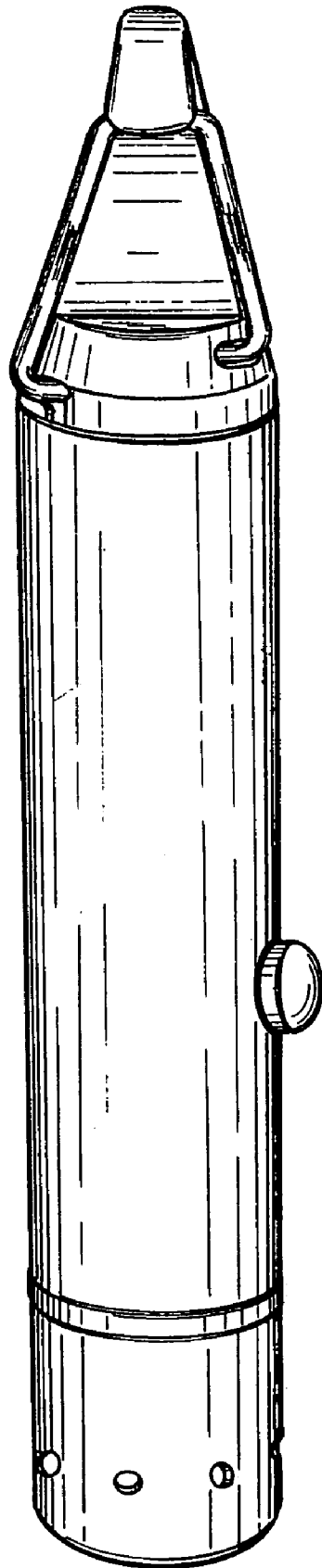


FIG. 1

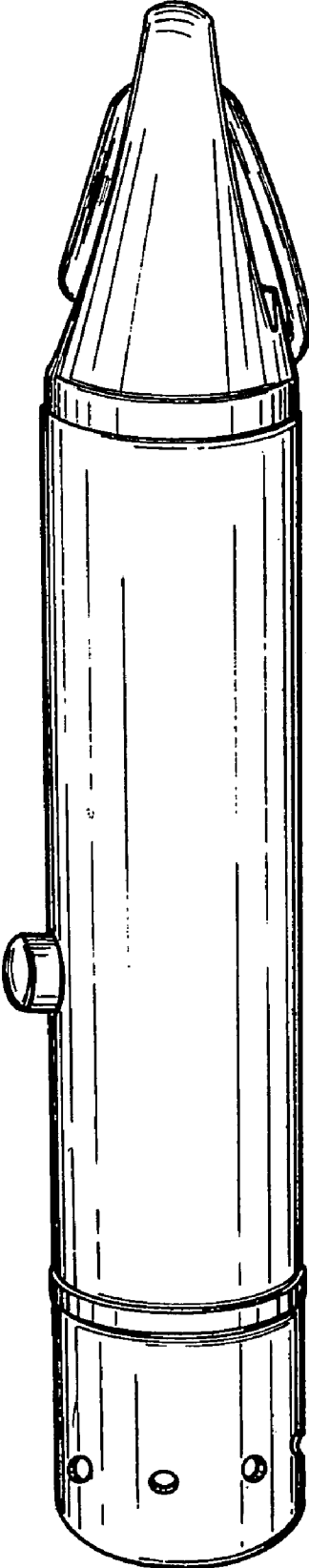


FIG. 2




FIG.3




FIG. 4

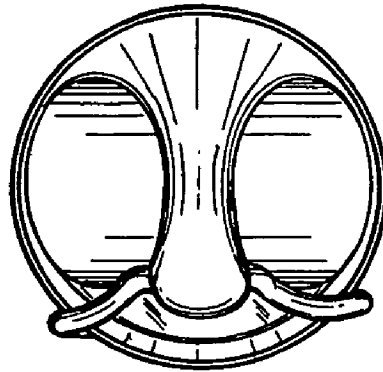


FIG. 5

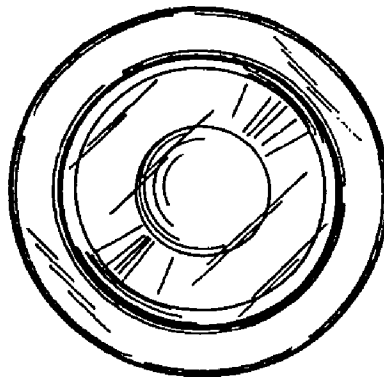


FIG. 6